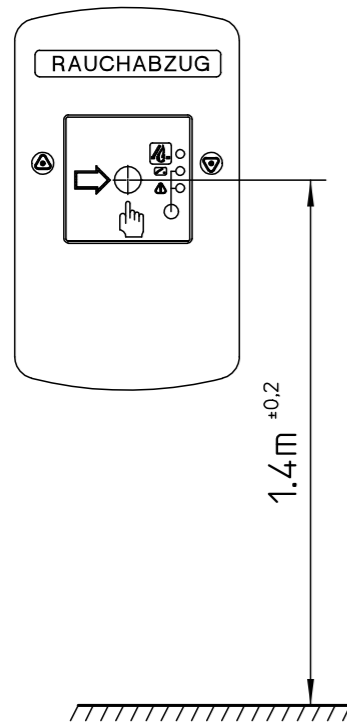


In addition, the THZ Comfort is:

- integrated alarm button
- integrated vent button
- operating displays



Montage: pushbutton to the floor distance  
1,4m ±20cm  
clearly visible in the stairwell or hallway,  
not covered by open door

- ① 3 x...mm<sup>2</sup> without GN/YE for standard drives and IQ windowdrives  
without difference between ventilation-  
and smoke and heat extraction-mode

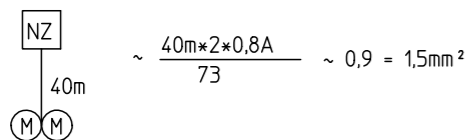
- 4 x...mm<sup>2</sup> without GN/YE for IQ windowdrives with difference  
between ventilation- and smoke and heat extraction-mode

Line cross section for 24V motor capacity  
must be calculated depending on the  
line length.

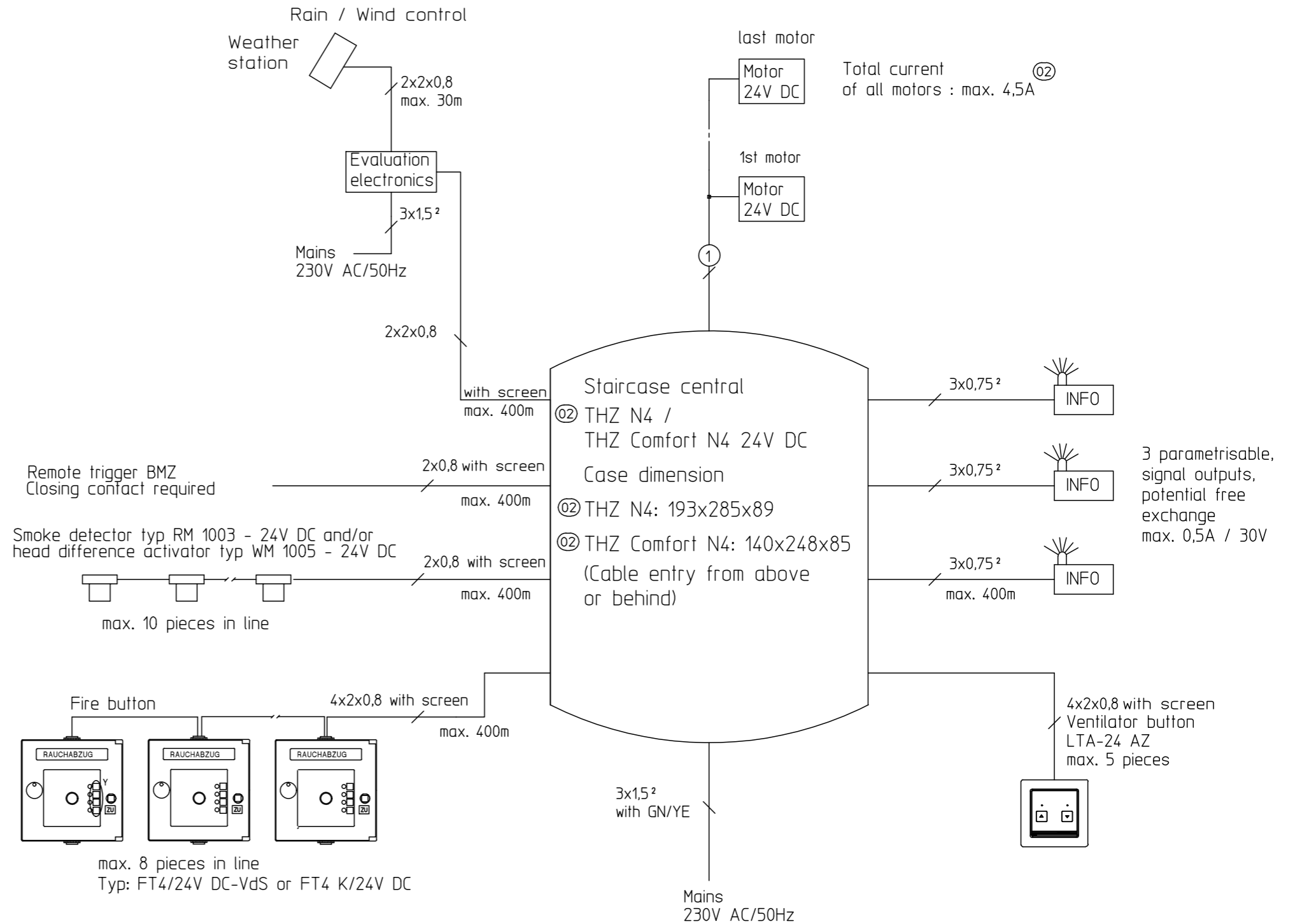
Cable cross section (min. 1,5<sup>2</sup>)

$$\text{Cable cross section} = \frac{\text{Overall power} \times \text{Cable length}}{73}$$

Example with two drives E250 / 24V



For branching lines (e.g. several winding phases)  
the löine monitoring must be looped through, and  
then a 4 wire cable is required  
(see affiliated connection plan)



**Important installation rules for the user**

Laying lines and connections only by  
authorised electric company.

We will not assume guarantee or services  
for combinations with outside products.

During installation, the pertinent rules, especially  
VDE 0833/0815, must be observed. The utilised cable  
type must be determined together with the local  
acceptance authorities; use fire protection cable  
(E30 or E90), if necessary.

Protect the device from construction dirt  
and spurts of water

				<b>GEZE</b> GEZE GmbH P.O. Box 13 63 71226 Leonberg Germany		Benennung / designation <b>Cable plan THZ N4 / Comfort N4</b>	
				vertraulich / confidential		Stairc. pow. contr. unit	
				Datum / date	Name / name	Blatt / von sheet / of	Material-Nr. ID-no.
				09.12.19	e4714	1 / 1	
				gepr. / checked	u962	Maßstab scale	
				10.12.19		1:1	
02	09.12.19	e4714	2933	Ersatz für: subst. for:		Sprache / language	Zeichnungs-Nr. / document-no.
01	20.02.14	u299	1168	Ersetzt durch: subst. with:		GB	
00	20.02.14	u299	*				37104-9-0977
EMPB	Dokversion docversion	Datum date	Name name	Mitteilungs-Nr. Doc. change no.			

Diese Zeichnung entspricht dem Entwicklungsstand des Zeichnungsdatums bzw. der letzten Änderungseintragung. Aus der Benützung der Zeichnung können keine Ansprüche, gleich welcher Art, einschließlich Schadenersatzansprüche, abgeleitet und gegen GEZE geltend gemacht werden. Die Zeichnung bleibt unser Eigentum und ist Dritten nur für die Vertragsdauer zur Benutzung überlassen. Sämtliche sich aus der Zeichnung ergebenden Ansprüche stehen ausschließlich GEZE zu. Ohne vorherige Zustimmung von GEZE darf diese Zeichnung weder vervielfältigt noch Dritten zugänglich gemacht werden.  
This drawing shows the actual state of product development at the date of the drawing or the revision date. No claims or damages in any form can be made against GEZE as a result of the interpretation of this drawing. This drawing remains the property of GEZE and is made available to third parties only for the duration of contractual obligations. All rights connected with this drawing remain in possession of GEZE. This drawing may not be copied or handed over to third parties without the express consent of GEZE.

EMPB = Erstmusterprüfbericht /First sample test report